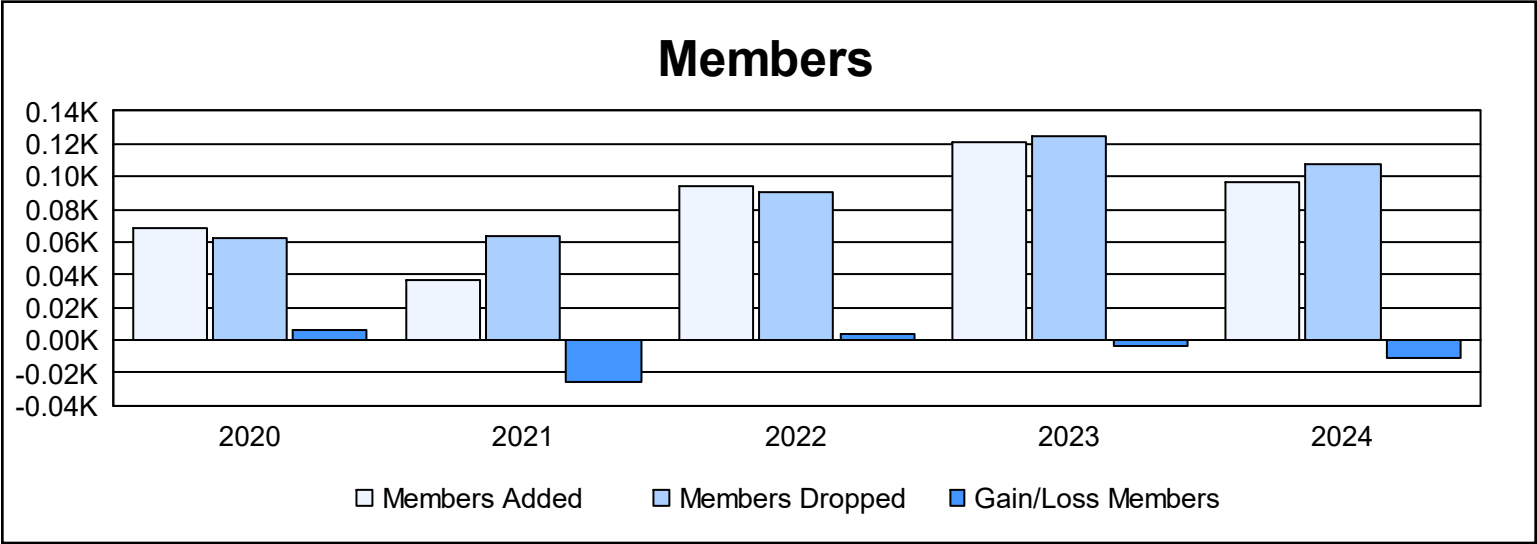
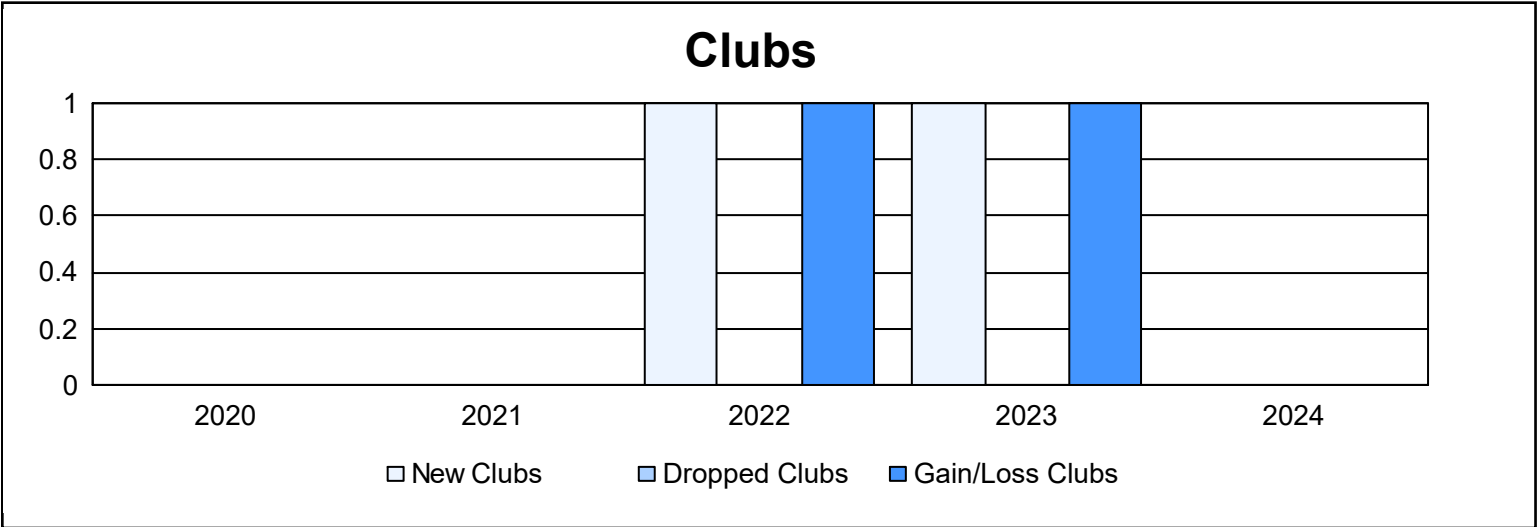
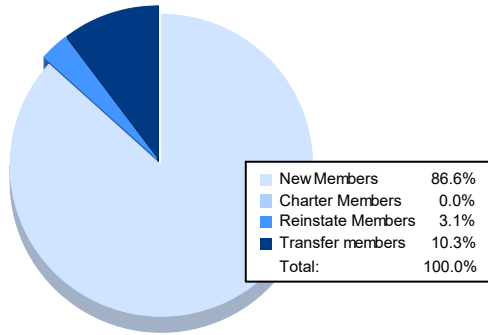


| Year | New Clubs | Dropped Clubs | Gain/ Loss Clubs | New Members | Charter Members | Reinstate Members | Transfer Members | Total Member Added | Total Members Dropped | Gain/ Loss Members |
|-----------|-----------|---------------|------------------|-------------|-----------------|-------------------|------------------|--------------------|-----------------------|--------------------|
| 2019-2020 | 0 | 0 | 0 | 62 | 0 | 0 | 6 | 68 | 62 | 6 |
| 2020-2021 | 0 | 0 | 0 | 32 | 0 | 2 | 3 | 37 | 63 | -26 |
| 2021-2022 | 1 | 0 | 1 | 63 | 25 | 2 | 4 | 94 | 90 | 4 |
| 2022-2023 | 1 | 0 | 1 | 96 | 21 | 1 | 3 | 121 | 125 | -4 |
| 2023-2024 | 0 | 0 | 0 | 84 | 0 | 3 | 10 | 97 | 108 | -11 |
| Average | 0 | 0 | 0 | 67 | 9 | 2 | 5 | 83 | 90 | -6 |



Membership Composition June 2024 Cumulative



Gender Composition June 2024 Cumulative

